


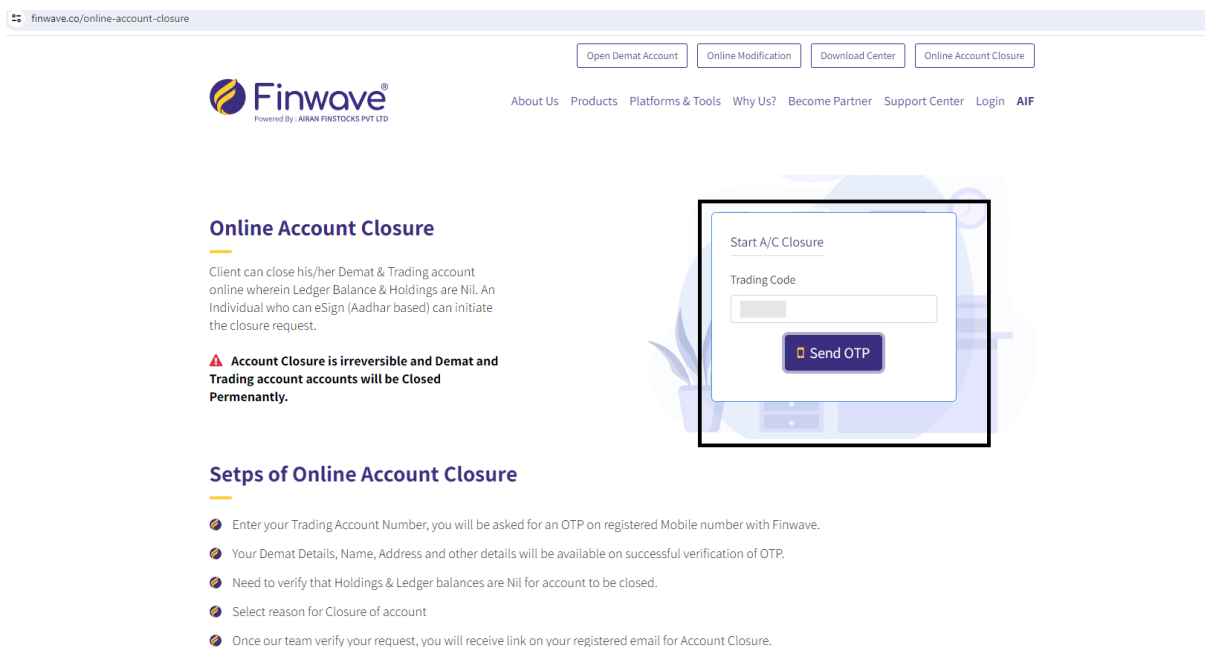
ONLINE CLOSURE JOURNEY

1. Visit www.finwave.co and move to "Online Account Closure" option on Home Page.



The screenshot shows the Finwave homepage. At the top right, there is a navigation menu with buttons for 'Open Demat Account', 'Online Modification', 'Download Center', and 'Online Account Closure'. The 'Online Account Closure' button is highlighted with a red rectangular box. Below the navigation menu, the Finwave logo is displayed on the left, and a navigation bar with links like 'About Us', 'Products', 'Platforms & Tools', 'Why Us?', 'Become Partner', 'Support Center', 'Login', and 'AIF' is on the right. The main content area features a large graphic with a line chart and 3D bar chart, and a 'Get Started' button. Below this, the 'Services We Offer' section is visible, stating 'Complete Investment Solutions.'

2. Insert "Trading Code" and Click on "Send OTP" Option



The screenshot shows the 'Online Account Closure' page. At the top right, the navigation menu is the same as in the previous screenshot, with 'Online Account Closure' highlighted. The main content area has a heading 'Online Account Closure' followed by a paragraph: 'Client can close his/her Demat & Trading account online wherein Ledger Balance & Holdings are Nil. An Individual who can eSign (Aadhar based) can initiate the closure request.' Below this is a warning: '⚠ Account Closure is irreversible and Demat and Trading account accounts will be Closed Permanently.' To the right, there is a form titled 'Start A/C Closure' with a 'Trading Code' input field and a 'Send OTP' button. The 'Send OTP' button is highlighted with a red rectangular box. Below the form, the 'Setps of Online Account Closure' section is visible, listing five steps: 1. Enter your Trading Account Number, you will be asked for an OTP on registered Mobile number with Finwave. 2. Your Demat Details, Name, Address and other details will be available on successful verification of OTP. 3. Need to verify that Holdings & Ledger balances are Nil for account to be closed. 4. Select reason for Closure of account. 5. Once our team verify your request, you will receive link on your registered email for Account Closure.

3. “Enter OTP”, received on your Registered Mobile Number and Click on “Verify & Continue”

finwave.co/online-account-closure

Open Demat Account | Online Modification | Download Center | Online Account Closure

About Us | Products | Platforms & Tools | Why Us? | Become Partner | Support Center | Login | AIF

Online Account Closure

Client can close his/her Demat & Trading account online wherein Ledger Balance & Holdings are Nil. An Individual who can eSign (Aadhar based) can initiate the closure request.

⚠ Account Closure is irreversible and Demat and Trading account accounts will be Closed Permanently.

Start A/C Closure

Trading Code

OTP

Verify & Continue

Steps of Online Account Closure

- Enter your Trading Account Number, you will be asked for an OTP on registered Mobile number with Finwave.
- Your Demat Details, Name, Address and other details will be available on successful verification of OTP.
- Need to verify that Holdings & Ledger balances are Nil for account to be closed.

4. If, you have Securities in your Demat Account (registered with us), then you need to click on “Check Box”, then “add your Demat Account Number” (i.e. in which Account you want to move the Securities) and “Upload Client Master Copy” (i.e. Client Master copy of given Demat Number)

finwave.co/account-closure-request?abc=Nrd8fx96xmY=

Open Demat Account | Online Modification | Download Center | Online Account Closure

About Us | Products | Platforms & Tools | Why Us? | Become Partner | Support Center | Login | AIF

Account Detail

Please verify once all details before continue..

Client Name: BHAVIK | Email:

PAN: | Demat No:

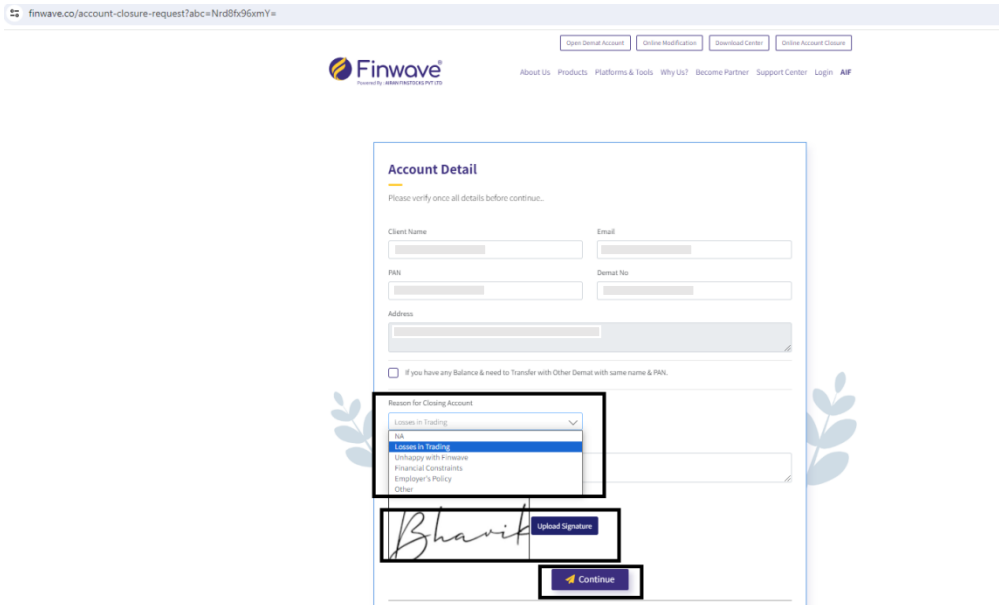
Address:

If you have any Balance & need to Transfer with Other Demat with same name & PAN.

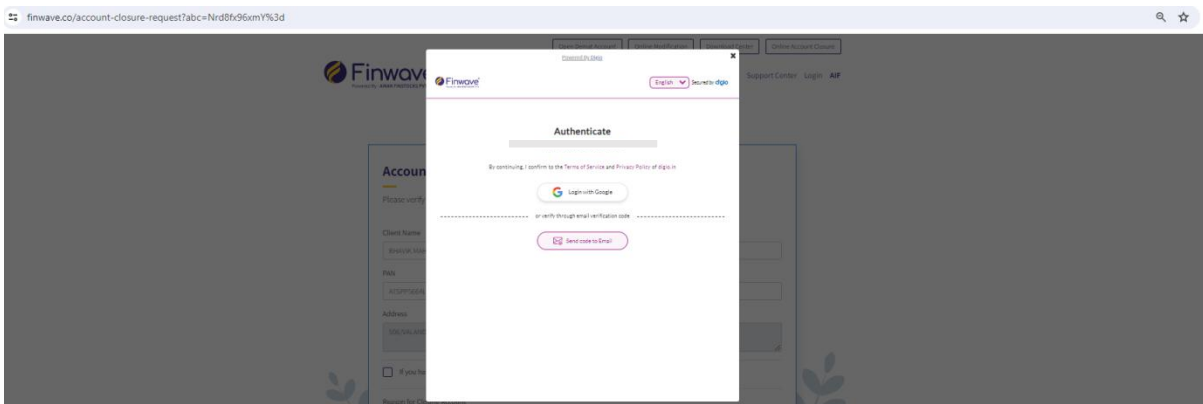
Demat No: | Client Master Copy(.pdf only): No file chosen

- If, you have No Securities in your Demat Account (Registered with us), then you can skip step number 4.

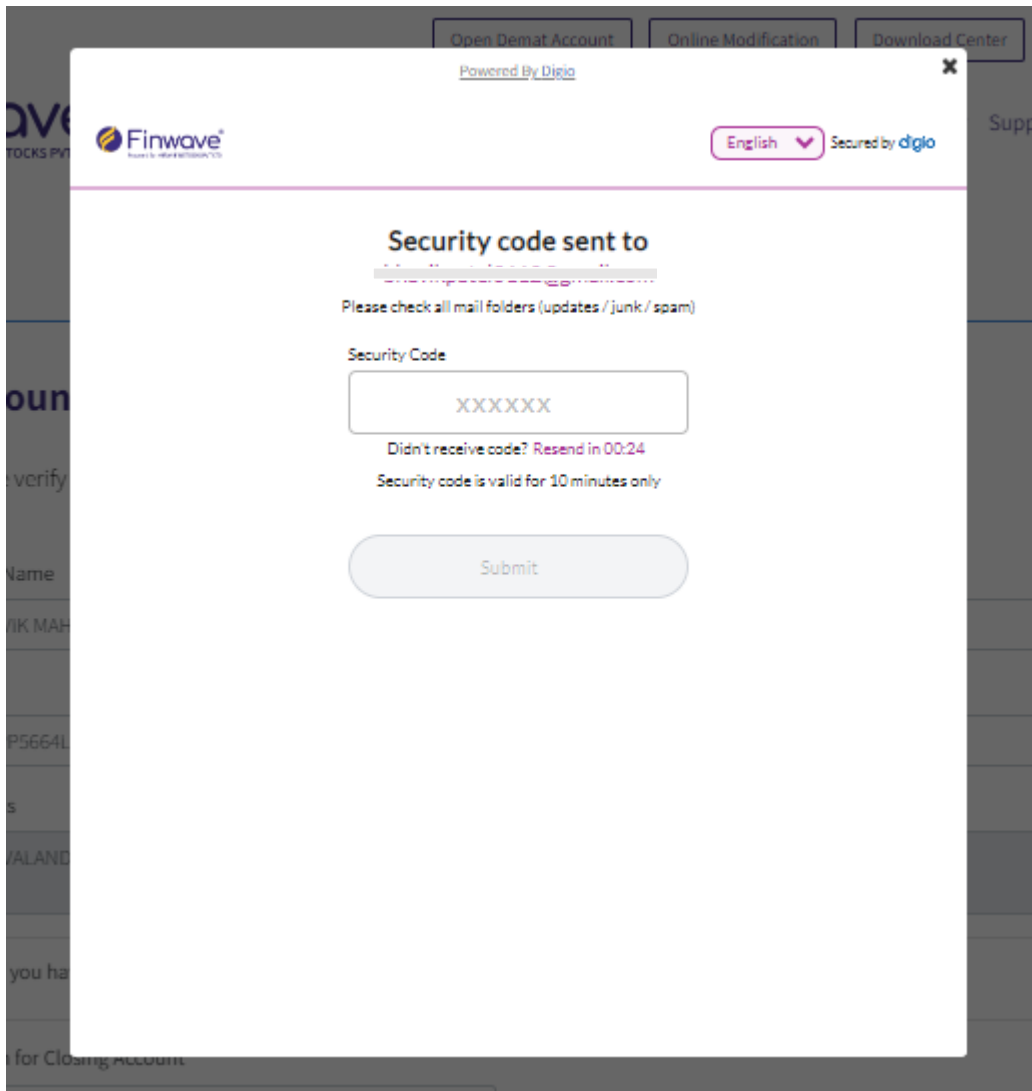
Select **“Reason for Closure Account”** and **“Upload Signature”** then click on **“Continue”**.



- Now click on **“Send code to Email”**



7. Add “Security Code” received on Email ID.



Open Demat Account | Online Modification | Download Center

Powered By Digio

Finwave
Secured by digio

English

Security code sent to

[redacted email address]

Please check all mail folders (updates / junk / spam)

Security Code


Didn't receive code? [Resend in 00:24](#)


Security code is valid for 10 minutes only



Submit

8. Click on “Sign Now”

[Open Demat Account](#) | [Online Modification](#) | [Download Center](#)

Powered By 



English  Secured by 

Annexure 10.1

REGISTERED OFFICE: 12/14/1216, 12th floor, D&C8LJ(06E), Road SE, Block 53, Old City Gandhinagar, Gandhinagar, Gujarat - 382015
 CORPORATE & COMMUNICATION OFFICE ADDRESS: 407, The Grand Mall, Opp. SBI Zonal Office, Ahmedabad (Ahmedabad, Gujarat - 380015).
 Telephone: +91-79-40-222-605 / 606, Fax: +91-79-40-222-699, Email: demat@airanfinstocks.com | info@airanfinstocks.com

ACCOUNT CLOSURE REQUEST FORM
 DEMAT TRADING TRADING & DP

Application No.	ARN04764	Date (dd/mm/yyyy)	1 0 0 7 2 0 2 4
Closure Initiated by	<input checked="" type="checkbox"/> BO <input type="checkbox"/> DP <input type="checkbox"/> CDSL		

To be filled by the BO (in case of BO - Initiated closure). Please fill all the details in **Block Letters** in English.
 Dear Sir / Madam,
 I/ We the Sole Holder / Joint Holders / Guardian (in case of Minor) / Clearing Member request you to close my / our account with you from the date of this application. The details of my/our account are given below:

Account Holders details

DP ID	Client ID		
TRADING CODE	BRANCH CODE	HO	SUB-BROKER CODE HO
Name of First / Sole Holder			
Name of Second Holder			
Name of Third Holder			
Address for Correspondence 566/VALAND NI KHADKI,			
City AHMEDABAD	State GUJARAT	Pin Code 380021	

Details of remaining security balances in the account (if any)

Reasons for Closing the Account **Losses in Trading**

Balance remaining in the account (if any) to be :

Partly rematerialised and partly transferred Rematerialised
 Transferred to another account (Number given below) Not Applicable

DP ID	Client ID		
-------	-----------	--	--

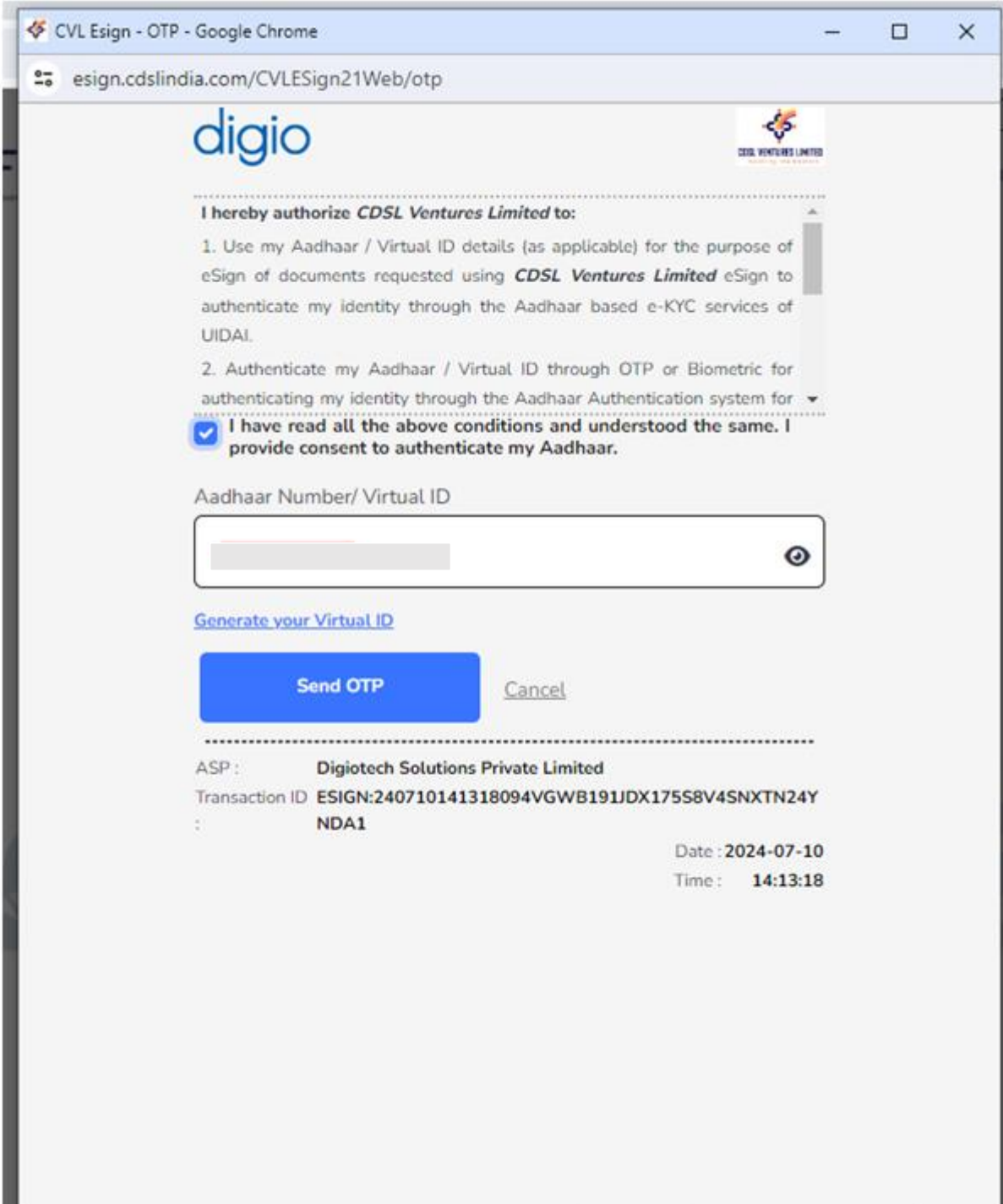
Balance present in account for (To be filled by DP, if applicable)

Ear - marked Pledged
 Pending for Dematerialisation Frozen
 Pending for Rematerialisation Lock - In

ARN04764... | By continuing, I agree to do eKyc using Aadhaar to eSign with one of ESPs (NSDL e-Gov or CDSL) Digio is registered as ASP.

Cancel
Sign Now

9. Add “Aadhar Number” and Click on “Send OTP”



CVL Esign - OTP - Google Chrome

esign.cdslindia.com/CVLESign21Web/otp

digio

I hereby authorize CDSL Ventures Limited to:

1. Use my Aadhaar / Virtual ID details (as applicable) for the purpose of eSign of documents requested using **CDSL Ventures Limited** eSign to authenticate my identity through the Aadhaar based e-KYC services of UIDAI.
2. Authenticate my Aadhaar / Virtual ID through OTP or Biometric for authenticating my identity through the Aadhaar Authentication system for

I have read all the above conditions and understood the same. I provide consent to authenticate my Aadhaar.

Aadhaar Number/ Virtual ID

[Generate your Virtual ID](#)

Send OTP [Cancel](#)

ASP : **Digiotech Solutions Private Limited**

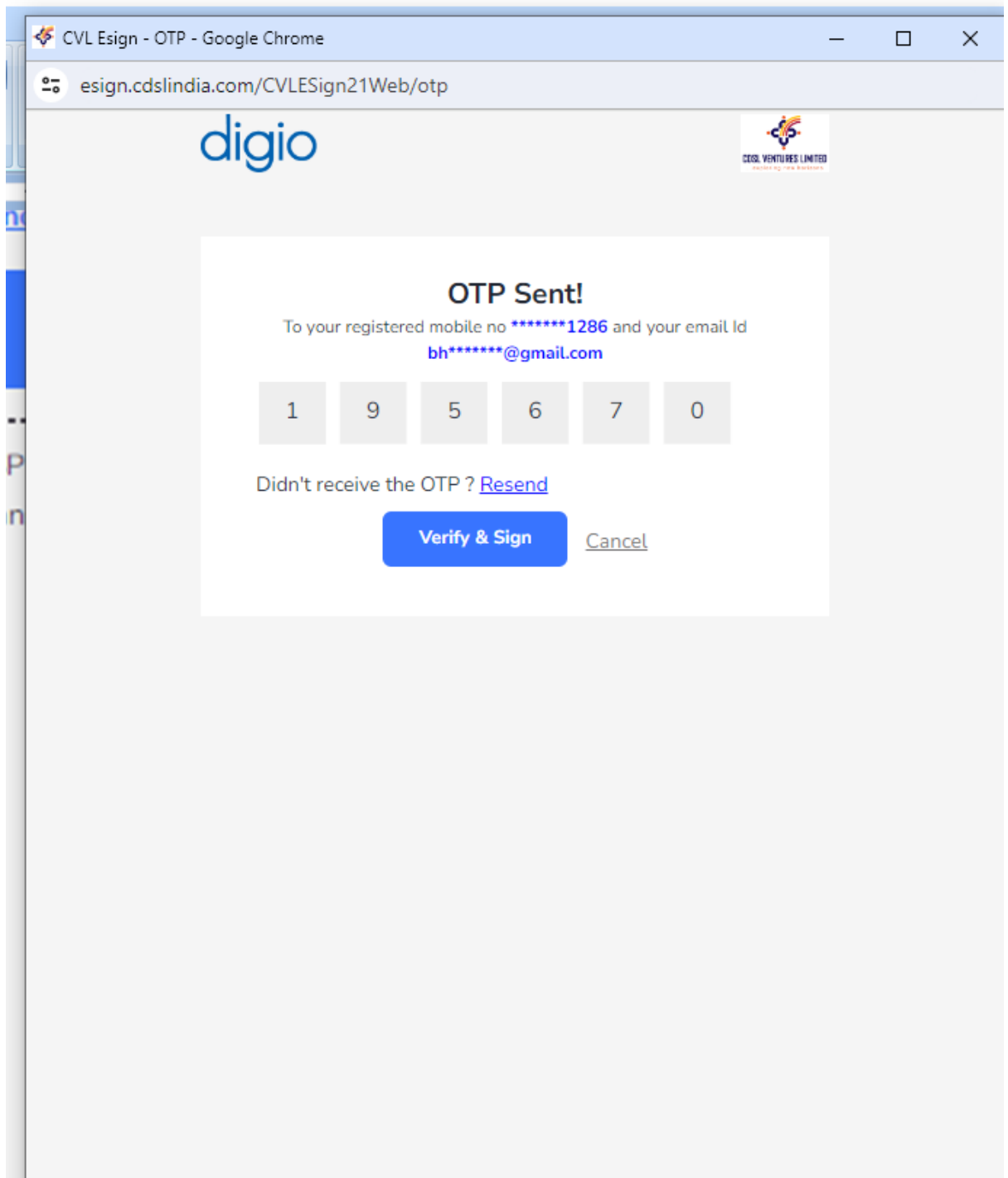
Transaction ID **ESIGN:240710141318094VGWB191JDX175S8V4SNXTN24Y**

: **NDA1**

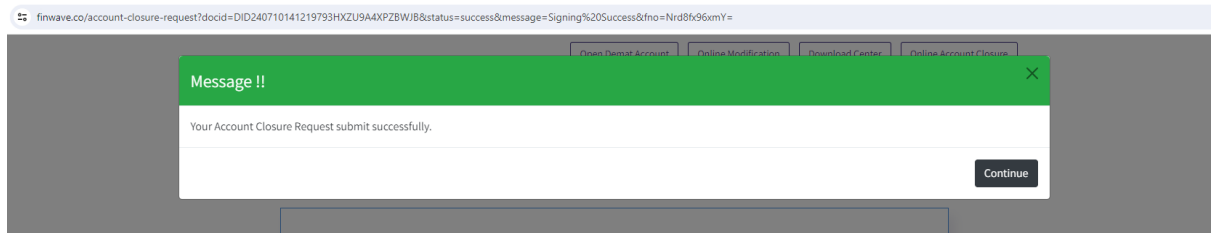
Date : **2024-07-10**

Time : **14:13:18**

10. Add “OTP” received on your registered Mobile Number or Email ID and Click on “Verify & Sign”



11. You will received a Message as “Your Account Closure Request Submit Successfully”



12. Team Finwave will update you within 2 to 5 working days regarding whether Closure has been Accepted or Rejected, providing reasons for the same.
